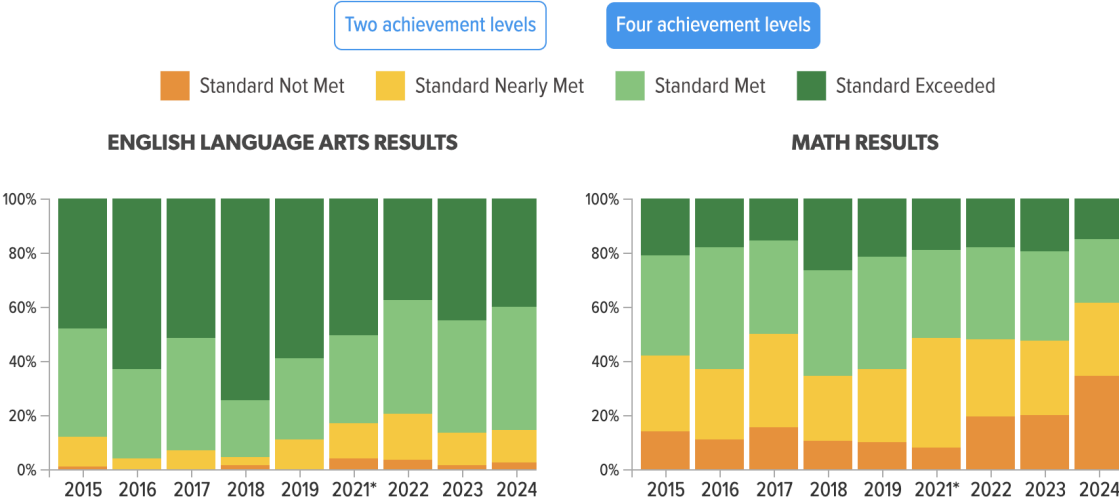


# OVERALL TEST RESULTS

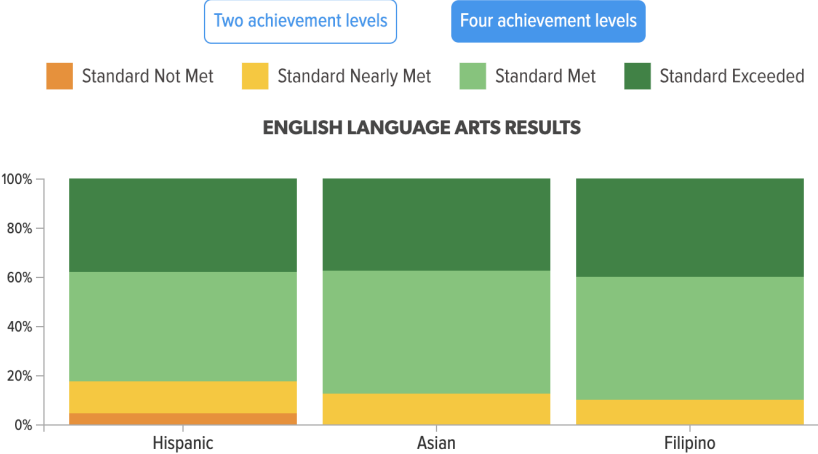
In the overall International Polytechnic High test results for 2024, 85.59% of students met or exceeded the state standard in English, while 14.4% did not, a decrease of -0.81% from 2023. In math, 38.66% of students met or exceeded the state standard, with 61.34% not meeting it: a decrease of -13.76% from 2023.



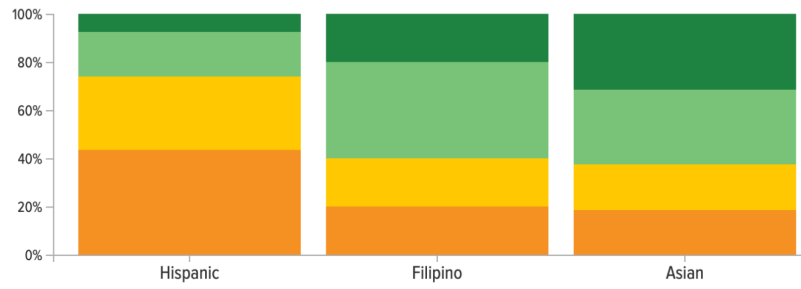
\* Tests for 2020 were not given statewide due to Covid-19 pandemic. Testing in 2021 was optional.

Subject	Standard Not Met 2024	Chg. From 2023	Standard Nearly Met 2024	Chg. From 2023	Standard Met 2024	Chg. From 2023	Standard Exceeded 2024	Chg. From 2023
English	2.54%	+0.94%	11.86%	-0.14%	45.76%	+4.16%	39.83%	-4.97%
Math	34.45%	+14.29%	26.89%	-0.53%	23.53%	-9.53%	15.13%	-4.22%

# 2024 TEST RESULTS BY RACE AND ETHNICITY



### MATH RESULTS



Race/Ethnicity	English: Standard Not Met	English: Standard Nearly Met	English: Standard Met	English: Standard Exceeded
Hispanic	4.41%	13.24%	44.12%	38.24%
Asian	0.0%	12.5%	50.0%	37.5%
Filipino	0.0%	10.0%	50.0%	40.0%

Race/Ethnicity	Math: Standard Not Met	Math: Standard Nearly Met	Math: Standard Met	Math: Standard Exceeded
Hispanic	43.48%	30.43%	18.84%	7.25%
Asian	18.75%	18.75%	31.25%	31.25%
Filipino	20.0%	20.0%	40.0%	20.0%

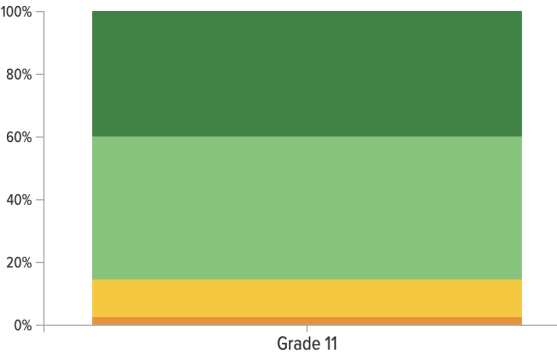
2024 TEST RESULTS BY GRADE LEVEL

Two achievement levels

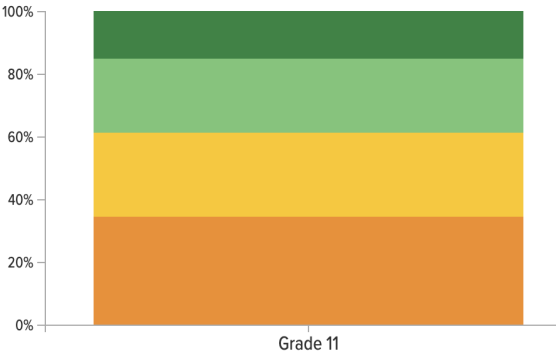
Four achievement levels

Standard Not Met Standard Nearly Met Standard Met Standard Exceeded

ENGLISH LANGUAGE ARTS RESULTS



MATH RESULTS



Grade	English: Standard Not Met	English: Standard Nearly Met	English: Standard Met	English: Standard Exceeded
Grade 11	2.54%	11.86%	45.76%	39.83%

Grade	Math: Standard Not Met	Math: Standard Nearly Met	Math: Standard Met	Math: Standard Exceeded
Grade 11	34.45%	26.89%	23.53%	15.13%

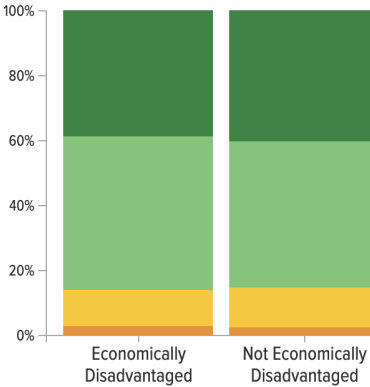
2024 TEST RESULTS FOR LOW INCOME STUDENTS

Two achievement levels

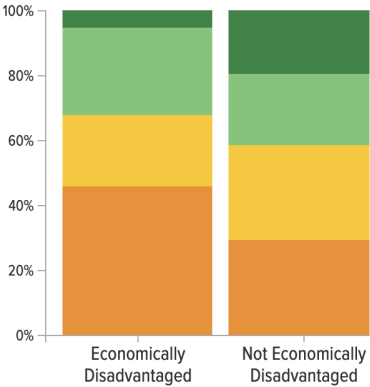
Four achievement levels

Standard Not Met Standard Nearly Met Standard Met Standard Exceeded

ENGLISH LANGUAGE ARTS RESULTS

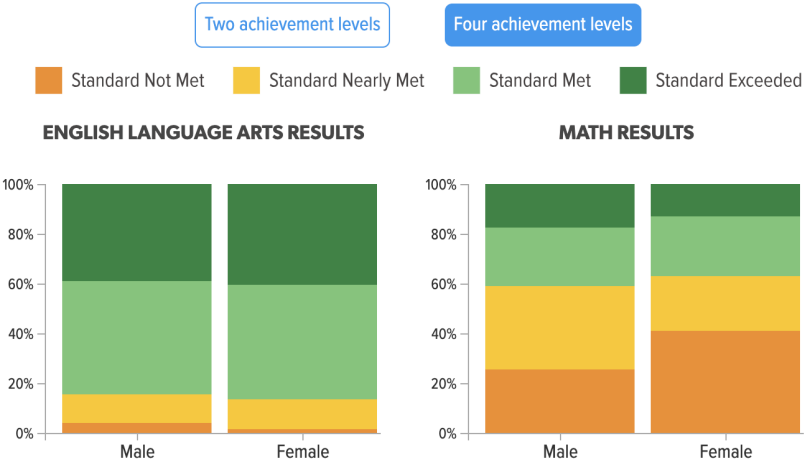


MATH RESULTS



Status	English: Economically Disadvantaged	English: Not Economically Disadvantaged	Math: Economically Disadvantaged	Math: Not Economically Disadvantaged
Standard Not Met	2.78%	2.44%	45.95%	29.27%
Standard Nearly Met	11.11%	12.2%	21.62%	29.27%
Standard Met	47.22%	45.12%	27.03%	21.95%
Standard Exceeded	38.89%	40.24%	5.41%	19.51%

2024 TEST RESULTS BY GENDER



Gender	English: Male	English: Female	Math: Male	Math: Female
Standard Not Met	3.92%	1.49%	25.49%	41.18%
Standard Nearly Met	11.76%	11.94%	33.33%	22.06%
Standard Met	45.1%	46.27%	23.53%	23.53%
Standard Exceeded	39.22%	40.3%	17.65%	13.24%