



IPLY MATH EXAM INSTRUCTIONS FOR STUDENTS

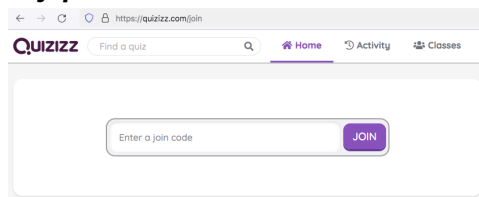
Please review carefully when you receive this letter

1) Test Date: You must RSVP for a math exam date through the instructions provided to you via email. This test will be taken remotely from home on a computer with Internet connection (tablets and phones also work, but a computer is recommended).

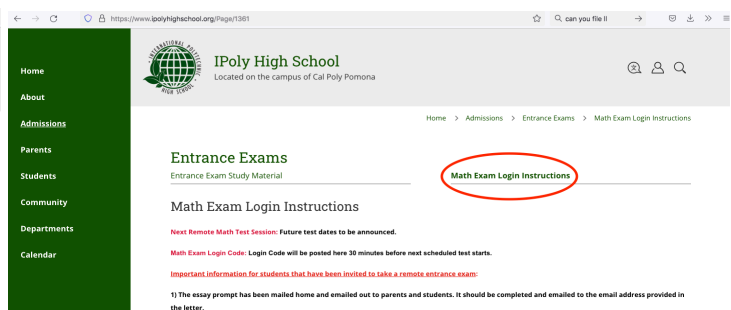
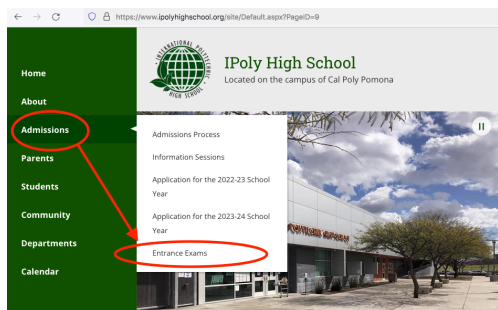
2) Material Required: A computer with Internet access, pencil with eraser, **scratch paper** that was emailed home (calculators are not allowed, and students must show their work). *Students may also use their own scratch paper if a printer is not available. If a computer is not available, you may use a mobile device or tablet with Internet connection; however, a computer is recommended.*

3) When you receive this notice, you should create a free student account on www.quizizz.com. You will find a link to “Sign up” on the upper right hand side of the Quizizz homepage. You will need to access this account to take your exam.

4) Early Arrival: On your test day, please login to your Quizizz account 30 minutes before your scheduled test time. Once you are logged in, you will see an option to join a test—you will need to enter a six digit “Join Code”. *A shortcut to get to this page (after you have an account set up) is to go directly to “joinmyquiz.com”. You will then be asked to enter a “Join Code”.*



5) How to get the “Join Code” to take the entrance exam: 30 minutes before the exam, parents and students will receive an email with a Join Code. **The code will also be on IPoly’s website at www.ipolyhighschool.org/Page/1361** (the link may also be accessed through the home page: Admissions > Entrance Exams > Math Exam Login Instructions. See *images below*).



(CONTINUED ON NEXT PAGE)

Please Refer to These Instructions on Your Test Day

Welcome to the math portion of your IPoly entrance exam!

Here's what we need you to do:

1. Go to joinmyquiz.com 30 minutes before your test starts. You may also go to www.quizizz.com, login and then join a test. We recommend a desktop or laptop device, however a mobile and/or tablet device are completely acceptable.
2. Enter the 6 digit "Join Code". Instructions to access the code are on the previous page of this letter.
3. After you enter the code, you may be asked to log in. **If you do not have a Quizizz account, please create one and then enter the Join Code.**
4. **VERY IMPORTANT:** After you log in, you will be sent to a webpage where you will see your name. **Make sure that your first and last name is spelled correctly BEFORE you start your test! Your name MUST be spelled correctly for your score to count.**
5. You may have to wait a few minutes for the test to begin (**you will see a countdown when the test is starting**). Thanks for your patience!
6. **Begin your test.** Calculators are not allowed. Work all of the problems out on the scratch paper that was provided. Keep in mind you cannot go back to change answers on the computer, so make sure you choose the correct answer. Remember, please SHOW ALL WORK! Good luck!
7. **Scratch Paper Submission:** Once you are done with the test, please write your name at the top of your scratch paper and scan or take a photo of your scratch work and email it to mathexam@ipolyhighschool.org. ***In the subject line of the email, write your first and last name and the word "scratch paper"***. You may also mail it to:
IPoly Admissions, 3851 W. Temple Avenue, Pomona, CA 91768

If there are any questions, please do not hesitate to reach out to:

IPoly Admissions at 909-839-2361 or email nichols_heather@lacoedu.edu for assistance.

Best of luck!

IPoly Admissions Team
909-839-2361